

NIO-1

1" Iolite NTF Trims (New Construction required)

Source: 11W LED
600lm

PRODUCT DESCRIPTION

Nora Lighting's 1" Iolite NTF trims are small aperture downlights that can be specified for use in new construction or remodel applications. The Iolite is a powerful 1" aperture downlight. The die-cast aluminum trims in square and round designs feature sharp, clean edges. The patent-pending, new construction housing allows for easy, tool-less removal of the driver. The Iolite ships with a 60° beam spread reflector installed and 20° and 40° reflectors included which can be easily changed in the field. The system provides 600lm output, 11W and 90+ CRI. An obvious choice for green, energy efficient lighting in commercial and residential applications.

FEATURES

- Cree® LED COB (2700K-5000K) or Premium non-Cree Comfort Dim Technology (3100K-2000K)
- Wide variety of trims and finishes
- 6" Cable with insulating sleeve
- 60° (Flood) reflector installed, 40° (Narrow flood) and 20° (Spot) reflector included.

SPECIFICATION

Trim/Module: Die-cast aluminum trims are threaded to mount LED module securely and dissipate heat away from light source. "Unitized Thermal Management" (UTM) provides exceptional cool operation exceeding all industry standards. The 1" Iolite offers two trim styles in round or square. A sharp edge reflector and bull-nosed soft edge reflector that blends into ceiling lines.

Beam Spread: (3) field interchangeable optics are included with each luminaire.

Mounting: Trim includes friction blades to mount trim securely to housing.

ELECTRICAL

Lumens / Wattage: 600lm / 11W

Color Temperature: 2700K, 3000K, 3500K, 4000K, 5000K or Comfort Dim (3100K-2000K)

CRI: 90+

Operating Temp.: 0°C to 40°C ambient temperature

Life Expectancy: 50,000 hours

Comfort Dim: Comfort Dim color tunes the temperature from a bright 3100K, to a romantic and comfortable 2000K on a gradual, even curve.

Dimming: Specified by housing

COMPATIBLE HOUSINGS

NIO-1 series are compatible with Iolite new construction housing listed below.

CATALOG NO.	DESCRIPTION
NH10ICD-16	1" Iolite IC Air-Tight LED Dedicated New Construction Housing

Accessories: Iolite trims accept collars, snoots, flush mount adapter or louver, see page 2.

LABELS AND LISTINGS

- cULus Listed for Wet Location
- ENERGY STAR certified
- 5 Year Limited Warranty
- RoHS Compliant
- Can be used to comply with 2016 Title 24 – part 6 High Efficacy LED light source requirements



PRODUCT IMAGES AND DIMENSIONS



NIO-1RNB
Round Bullnose Regress
NTF Trim
BB, BZ, MPW, NN, WW



NIO-1RNG
Round Straight Regress
NTF Trim
BW, BZ, HW, MPW, NN, WW



NIO-1SNB
Square Bullnose Regress
NTF Trim
BZ, MPW, NN, WW



NIO-1SNG
Square Straight Regress
NTF Trim
BW, BZ, HW, MPW, NN, WW

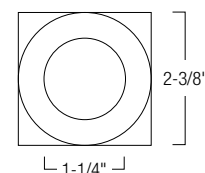
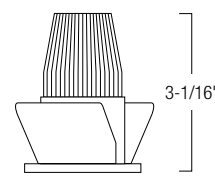
1" Iolite NTF Trims - Dedicated New Construction Required

Trim	Color Temp.	Finish (see chart below)
NIO-1RNB = Round Bullnose Regress	27X = 2700K	BB = Black / Black
NIO-1RNG = Round Straight Regress	30X = 3000K	BW = Black / White
NIO-1SNB = Square Bullnose Regress	35X = 3500K	BZ = Bronze / Bronze
NIO-1SNG = Square Straight Regress	40X = 4000K	HW = Haze / White
	50X = 5000K	MPW = Matte Powder White
	CDX [†] = Comfort Dim	NN = Natural Metal / Natural Metal
		WW = White / White

[†] Comfort Dim technology uses non-Cree COB modules. 1" Iolite uses a different dimming curve than 2" & 4" Comfort Dim

Available Trim Finishes

	BB	BW	BZ	HW	MPW	NN	WW
1RNB	•		•		•	•	•
1RNG		•	•		•	•	•
1SNB			•		•	•	•
1SNG		•	•	•	•	•	•



Example: NIO-1RNG27XWW Iolite 1" NTF Round Straight Regress, 2700K, White / White finish

ACCESSORIES

1" Iolite Series



Frosted Filter-Reflector

NIO-1REFL20FR 20°
NIO-1REFL40FR 40°
NIO-1REFL60FR 60°



Translucent Deco Collar

NIO-1AS15(color) 5/8"
NIO-1AS19(color) 3/4"
NIO-1AS24(color) 1"

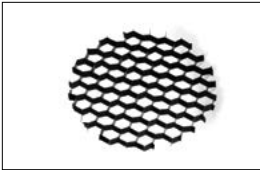
(BLU) Blue, (AM) Amber, (FR) Frost or (R) Red



Opaque Collar Snoot

NIO-1AS15(color) 5/8"
NIO-1AS19(color) 3/4"
NIO-1AS24(color) 1"


(BLK) Black, (MPW) Matte Powder White, (WH) White



Hex Cell Louver

NIO-1HC

Hex cell louver subtly reduces aperture brightness by reducing light output by 20%.



Flush Mount Mud Ring

NIO-FMMR-1R 1" Round
NIO-FMMR-1S 1" Square

Allows flanged Iolite trims to be installed even with the ceiling plane. Flange is visible. Attaches to drywall. Requires professional drywall finishing. **Only for use with NHI0ICD-16 new construction housing and NIOB-1 trims.**
7-7/8" Diameter 1/2" Thick

NH10ICD-16

1" Iolite IC Air-Tight New Construction Housing (Compatible with NIOB-1 or NIO-1 Trims)

Source: 11W LED
600lm

PRODUCT DESCRIPTION

New construction housing for use in insulated** ceilings can be in direct contact with insulation**. Air-tight construction provides energy savings by reducing the flow of air through the ceiling.

FEATURES

- IC rated for direct contact with insulation**
- Quick connect provided for electrical connection to the LED trim
- ASTM E283 for Air-Tight
- ENERGY STAR certified
- Dimming down to 5%
- Save 75% compared to incandescent sources
- 50,000 hours at 70% lumen maintenance rated life
- No harmful ultraviolet light, infrared wavelengths, or light leak

SPECIFICATION

Housing: 0.040" aluminum shallow housing with patent pending driver slide out tray. Disconnects are furnished for the line voltage connection as well as the module connection. **ACCESS ABOVE CEILING IS REQUIRED.**

Air Flow Restriction: Meets requirements of Air-Tight (AT) <2CFM (cubic feet per minute) in accordance with ASTM-283 Air-Tight requirements.

Clearance:** "IC" Insulated ceiling housings are direct contact rated. Not to be used in direct contact with spray foam insulation.

Bar Hangers: Two 13-3/4" to 24-1/2" adjustable bar hangers with captive nails are included on housing. Bar hangers are parallel to junction box, but can be repositioned 90° perpendicular to junction box if desired. L-shaped bar hanger foot to align to bottom of construction joist. A T-Bar notch allows for easy installation in a suspended ceiling.

Junction Box: Pre-wired 25 cubic inch 0.064" thick galvanized steel, with seven 1/2" knockouts, four Romex® pryouts, and snap on covers. All leads are #18AWG wire, the ground wire is connected to the bottom, and quick connectors are supplied on all leads. Through branch circuit wiring, (4-in, 4-out).

ELECTRICAL

Voltage: 120V or 120-277V

Power Factor: >0.90

Operating Temp.: 122°F (50°C) max. ambient temp.

Wattage: 11W

Dimming: Triac / ELV or 0-10V Dimming

[Click Here](#) or check complete dimmer list at www.NoraLighting.com in the "Compatibility" page under "Resources" tab

COMPATIBLE TRIMS

CATALOG NO. DESCRIPTION

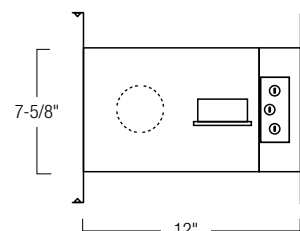
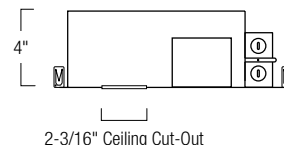
NIOB-1RNB	1" Round Bullnose Regress (BWF)
NIOB-1SNB	1" Square Bullnose Regress (BWF)
NIOB-1RNG	1" Round Straight Regress (BWF)
NIOB-1SNG	1" Square Straight Regress (BWF)
NIO-1RNB	1" Round Bullnose Regress (NTF)
NIO-1SNB	1" Square Bullnose Regress (NTF)
NIO-1RNG	1" Round Straight Regress (NTF)
NIO-1SNG	1" Square Straight Regress (NTF)

TAGS AND LISTINGS

- cULus Listed for Wet Location
- ENERGY STAR certified
- 5-Year Limited Warranty
- RoHS compliant
- Meets or exceeds ASTM-283 Air-Tight Requirements
- Can be used to comply with 2016 Title 24 – part 6 High Efficacy LED light source requirements



PRODUCT IMAGES AND DIMENSIONS



1" Iolite IC Air-Tight New Construction Housing - Compatible with NIOB-1 and NIO-1 trims

Installation Type	Driver / Dimming
NH10ICD-16 = 1" New Construction	LE3 = 120V Input; Triac/ELV dimming
	LE4 = 120-277V Input; 120V Triac/ELV/0-10V or 277V 0-10V dimming

Example: NH10ICD-16LE4 = 1" Iolite IC Air-Tight New Construction Housing, 120V Input; Triac/ELV dimming

PHOTOMETRICS

1" Iolite

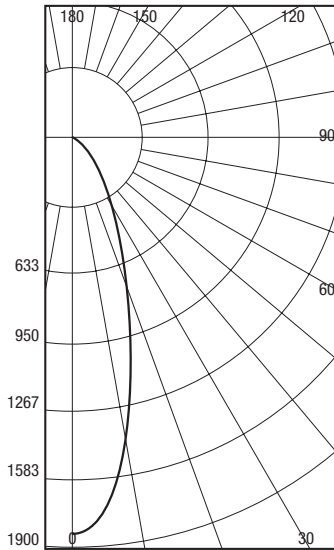
1" IOLITE LED 3000K, 20°

Item Number: NIO-1RNG3020WWLE3

Lamp Output: 605.1 Lumens

Max Candela: 1573.3

INTENSITY (CP) SUMMARY



ZONAL LUMEN SUMMARY

ZONE	LUMENS	% LUMINAIRE
0-30	462.6	76.4
0-40	532.7	88.0
0-60	581.5	96.1
0-90	605.1	100.0

ILLUMINANCE AT A DISTANCE

FOOTCANDLES CENTER BEAM	HEIGHT (IN FEET)	BEAM DIAMETER
393 fc	2'	1.0'
98.3 fc	4'	2.0'
43.7 fc	6'	3.0'
24.6 fc	8'	4.0'
15.7 fc	10'	5.0'
10.9 fc	12'	6.0'

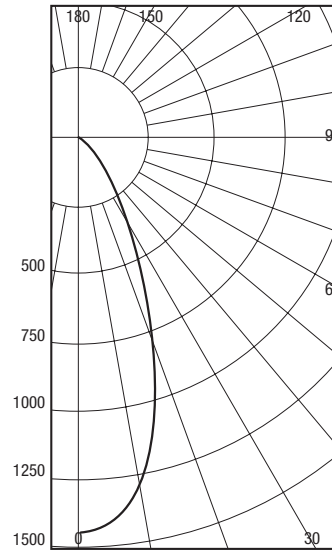
1" IOLITE LED 3000K, 40°

Item Number: NIO-1RNG3040WWLE3

Lamp Output: 610 Lumens

Max Candela: 1029.0

INTENSITY (CP) SUMMARY



ZONAL LUMEN SUMMARY

ZONE	LUMENS	% LUMINAIRE
0-30	440.3	72.2
0-40	515.7	84.5
0-60	571.9	93.7
0-90	610	100.0

ILLUMINANCE AT A DISTANCE

FOOTCANDLES CENTER BEAM	HEIGHT (IN FEET)	BEAM DIAMETER
257 fc	2'	1.5'
64.3 fc	4'	2.9'
28.6 fc	6'	4.4'
16.1 fc	8'	5.9'
10.3 fc	10'	7.4'
7.15 fc	12'	8.8'

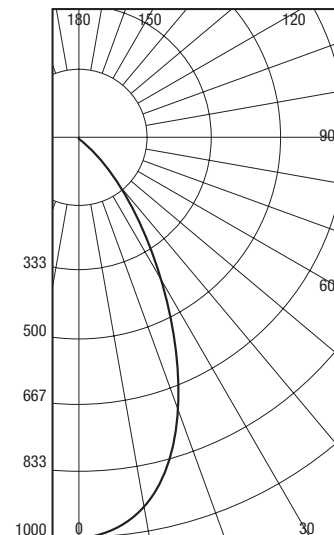
1" IOLITE LED 3000K, 60°

Item Number: NIO-1RNG3060WWLE3

Lamp Output: 610 Lumens

Max Candela: 832.1

INTENSITY (CP) SUMMARY



ZONAL LUMEN SUMMARY

ZONE	LUMENS	% LUMINAIRE
0-30	431.2	70.7
0-40	526.4	86.3
0-60	579.7	95.0
0-90	609.9	100.0

ILLUMINANCE AT A DISTANCE

FOOTCANDLES CENTER BEAM	HEIGHT (IN FEET)	BEAM DIAMETER
208 fc	2'	1.8'
52.0 fc	4'	3.5'
23.1 fc	6'	5.3'
13.0 fc	8'	7.1'
8.32 fc	10'	8.9'
5.78 fc	12'	10.6'