

Features

- 27-inch minimum base cabinet width.
- KOHLER cast iron.
- Acid-resistant enamel finish.
- Single bowl.
- Under-mount.
- Integral washboard.
- Three oversized faucet holes with one oversized accessory hole to the right.
- Includes wire rack and soaking pan.
- 25" (635 mm) x 22" (559 mm)

Recommended Accessories

K-9000 P-Trap

Optional Accessories

K-8801 Sink Strainer

Components

Additional included component/s: Cut-out template, Under-mount sink kit, Wire rack, and Soaking pan.



Codes/Standards

















ASME A112.19.1/CSA B45.2

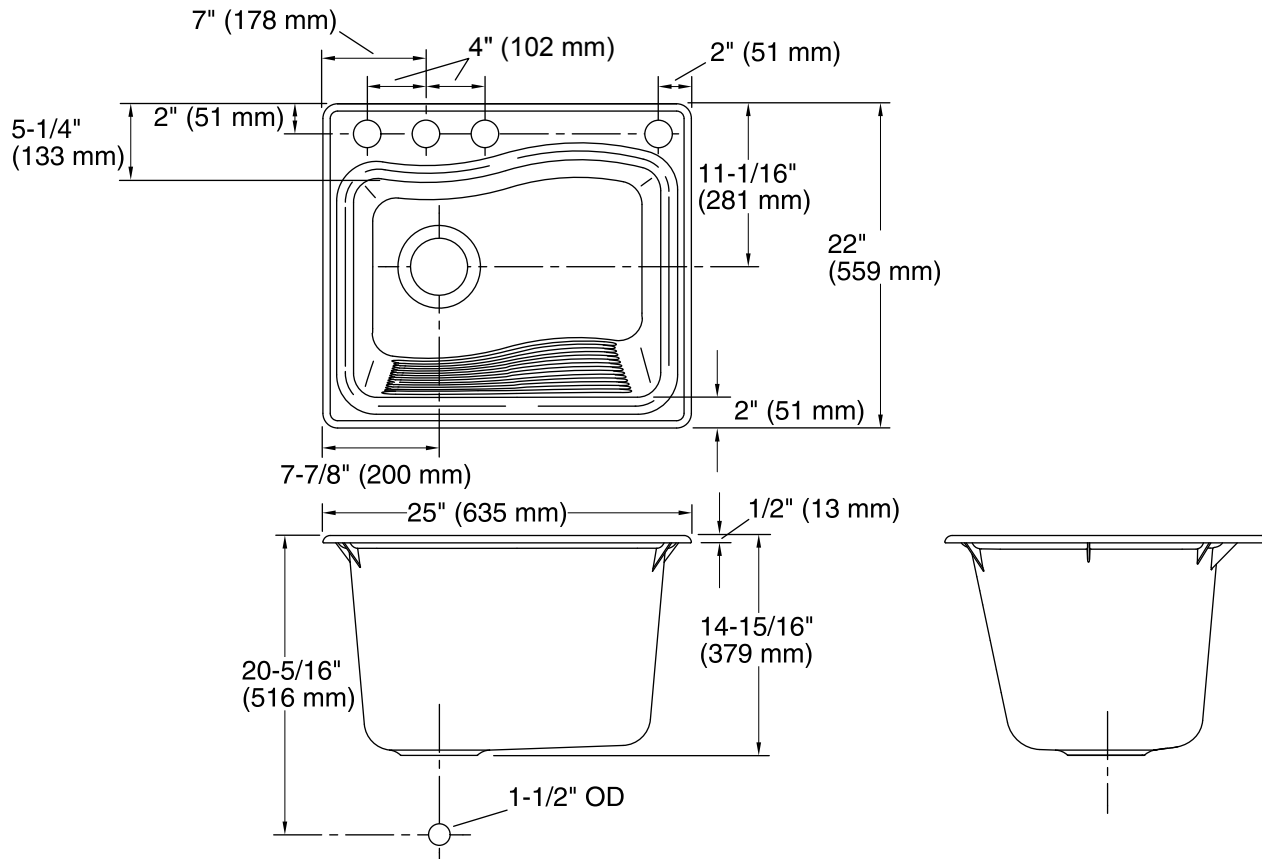
KOHLER® Enameled Cast Iron Kitchen Sink - Lifetime Limited Warranty

See website for detailed warranty information.

Available Color/Finishes

Color tiles intended for reference only.

Color	Code	Description
	0	White
	FF	Sea Salt™
	96	Biscuit
	47	Almond
	FD	Cane Sugar™
	NY	Dune
	95	Ice™ Grey
	G9	Sandbar
	33	Mexican Sand™
	K4	Cashmere
	FT	Basalt
	58	Thunder™ Grey
	20	Suede
	KA	Black 'n Tan
	FP	Caviar
	7	Black Black™



Technical Information

All product dimensions are nominal.

Bowl configuration:	Single
Installation:	Under-mount
Bowl area	Length: 21-1/2" (546 mm) Width: 14-3/4" (375 mm) Bowl depth: 14-1/4" (362 mm)
Number of deck holes:	4
Faucet hole(s):	2-3/8" (60 mm)
Drain hole:	3-5/8" (92 mm)
Template:	1079984-7, required, included

Notes

Install this product according to the installation instructions.